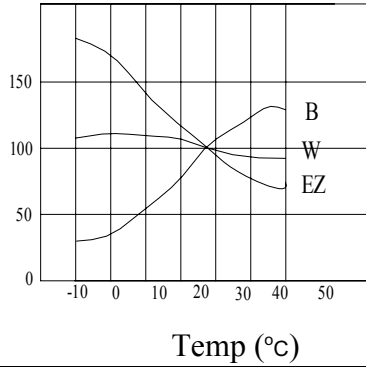




BACKLIGHT CHARACTERISTICS

● CCFL BACKLIGHT

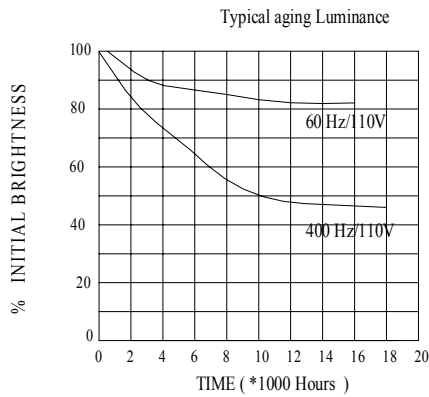
B: Brightness
W: Power Consumption
EZ: Breakdown voltage



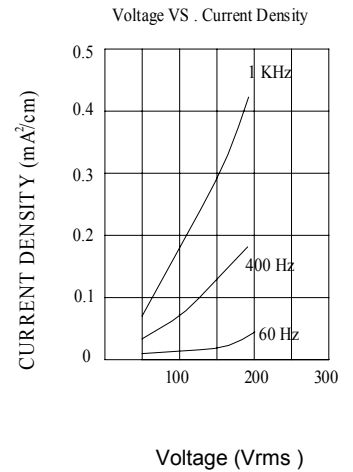
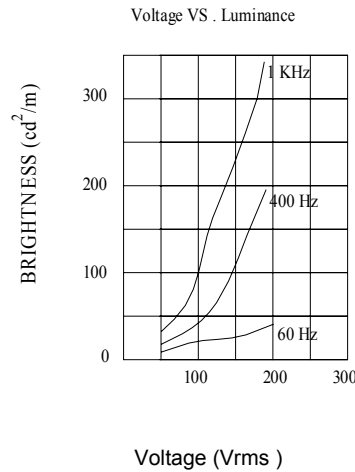
- Luminous intensity : 400 cd/m²
- Operating voltage : 1500 Vrms AC Max .
- Power consumption : ~1.7W (CCFL only)
- Life : 15k~20k hours

● EL BACKLIGHT

- Luminous intensity : 60 cd/m²
- Power consumption : ~0.17 Ma/cm²
- Driving condition : 150 Vrms ACM Ac Max.50~1000HZ
- Life : 2k hours (normal type) , 8k hours (long life type)

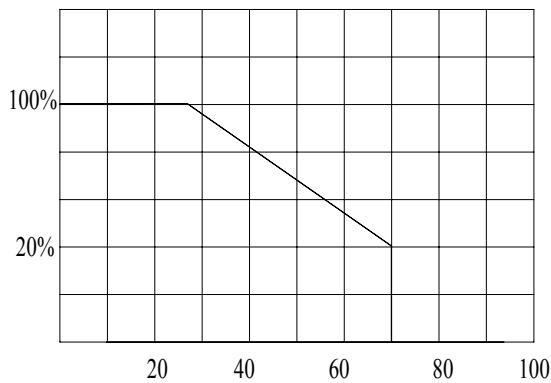


Ambient condition:25°C,85%RH



● LED BACKLIGHT

Forward Current IF



Ambient temperature °C

- Low voltage driving (DC) is available without inverter
- No noise occurrence
- Luminous intensity : 50 cd/m²
- Life : 20k hours